

## Across

1. These heavy-duty vehicles collect recyclables from our homes.
3. When materials are made into new products, they are \_\_\_\_\_.
5. These kinds of containers and bags go into your blue box.
9. Parts of this uplifting vehicle are made from recycled pop cans.
11. Recyclable cans and plastic bottles are formed into these before being shipped out.
13. Recycling and waste diversion starts here.
14. The ooey gooey liquid found in landfills.
15. Reduce, \_\_\_\_\_ and recycle.

## Down

2. Made from recycled plastic bottles, this item is frequently underfoot.
4. By recycling, we are helping to protect this.
6. The recycling truck stops here to find out the weight of recyclables it is carrying.
7. Grey boxes are used to collect these kinds of recyclable products.
8. A handy place to drop off your recyclables.
10. Too small to see, these critters are used to clean contaminated soil.
12. Many common household cleaners and paints are \_\_\_\_\_.

**ANSWERS:** Plastic, Depot, Trucks, Hazardous, Bales, Carpet, Airplane, Reduce, Environment, Paper, Leachate, Scales, Bacteria, Recycled, Home.



1. The Fredericton Region Solid Waste Commission is helping our community to \_\_\_\_\_ our natural resources and \_\_\_\_\_ our environment.
2. On recycling day, our blue boxes are filled with \_\_\_\_\_ cans, \_\_\_\_\_ containers, and \_\_\_\_\_ bags.
3. The grey boxes are used to collect different kinds of \_\_\_\_\_ products for recycling.
4. When recycling trucks arrive at the recycling facility, they are \_\_\_\_\_ at the scales.
5. Another name for "Recycling Plant" is \_\_\_\_\_.
6. The recycling trucks drop off about \_\_\_\_\_ tonnes of recyclables every day.
7. All of the recyclable cans and plastic bottles are \_\_\_\_\_ and \_\_\_\_\_ into blocks before being loaded onto the transport trucks.
8. After the recyclables are dropped off at the Material Recovery Facility, they are \_\_\_\_\_ into different piles.
9. Plastic pop bottles are often recycled into fabric items such as \_\_\_\_\_, \_\_\_\_\_, and even \_\_\_\_\_.
10. Newspaper can be recycled back into \_\_\_\_\_.
11. The dangerous wastes from our home like paint or cleansers are called \_\_\_\_\_.
12. \_\_\_\_\_ - \_\_\_\_\_ are used to clean contaminated soil.
13. \_\_\_\_\_ are buried under the landfill to prevent liquids from leaking into the ground.
14. The liquid material in a landfill is called \_\_\_\_\_.
15. \_\_\_\_\_ are located in the ground surrounding the Solid Waste Facility to make sure that no pollution is escaping.
16. Before waste goes in the landfill, it is compressed into a \_\_\_\_\_ so that it takes up \_\_\_\_\_ space.







When it's time to sort our waste, where do we put it?

Show that you know how to properly sort your recyclables  
and household hazardous waste by matching up the item  
with where they should go.

## Waste items:

Envelopes

Paint stripper

Boxboard

Car battery

Metal cans

Plastic bottles

Cardboard

Plastic grocery bags

Newspapers

Flyers

Plastic containers

Gas can

Phone books

Magazines

Pesticides

Office paper

## Where to put them:



Blue Box or your  
nearby Recycling Depot

Your nearby  
Household  
Hazardous  
Waste Depot



Grey Box or your  
nearby Recycling Depot



# Word Find

K I X N P L Q E Z S R U E P I E R J  
 B W D E P O T S M C S G I R B L Q E  
 A N F M N L G W C P C D K O J T R I  
 U O G L M V A L I P L A S T I C O H  
 L L A N D F I L L N E D W E N O E A  
 T H C C M L E R W Z A P G C R M N L  
 R A N L G B L S O G N B M T G M E U  
 U O G E E T A V L N U A R I A U G M  
 C P R A C N I L Z I M L B R W N K I  
 K R E C Y C L I N G H E I T G I R N  
 S F N H Z S E N G E P S N H T T J U  
 I C V A P S L E V T L E R T N Y I M  
 R M E T A L N R R S Z L R B O E V M  
 S M U E I F E S V N R K M Z P O N I  
 F D U B L S B H L T S Z I W B G F R  
 I A D G E I U Y P I R S N A T U R E  
 S G A R B A G E T R P C I S L F R V  
 F X P Y C E S E I E N G P T H K Q M  
 O S F T G H N E W S P A P E R J F D



- Find these words:
- |             |           |           |
|-------------|-----------|-----------|
| Aluminum    | Preserve  | Clean     |
| Environment | Trucks    | Landfill  |
| Recycling   | Leachate  | Liners    |
| Waste       | Metal     | Tires     |
|             | Protect   | Community |
|             | Newspaper | Bales     |



These words have all been scrambled up.  
Can you unscramble them?

1. NRLGCIYEC    \_ \_ C \_ \_ \_ I \_ \_ \_

2. DEUREC    \_ E \_ \_ \_ C \_ \_

3. EESUR    R \_ \_ \_ \_ \_

4. NTMONEIVRNE    \_ N \_ \_ \_ R \_ \_ \_ \_ \_ N \_ \_

5. ULBE OBX    \_ L \_ \_ \_    \_ \_ \_ X

6. RYGE XOB    \_ R \_ \_ \_    \_ O \_ \_

7. LCISTAP GABS    \_ \_ \_ A \_ T \_ \_ \_    B \_ \_ \_ \_

8. AEPSTAER    S \_ \_ \_ \_ \_    \_ T \_ \_

9. ALBSE    \_ A \_ \_ E \_ \_

10. CATELEHA    L \_ \_ \_ C \_ \_ \_ \_ \_

11. ITPAN ACSN    \_ \_ \_ \_ N \_ \_    C \_ \_ N \_ \_

12. EUDS ILO    \_ S \_ \_ \_    \_ O \_ \_ \_

13. SRITE    \_ I \_ \_ E \_ \_



### Materials needed:

- A printer
- Copy paper
- Scissors
- Drawing materials
- Glue
- Hole punch
- String, ribbon or an old shoe lace
- Creativity

### Optional:

- Cardboard (empty cereal box or another thin cardboard box)

### Directions:

Print this page on new paper or paper that has been printed on one side already. After printing, use the rectangle on your bookmark to draw or paste images of the environment that you want to protect.

When finished cut along the edges. If you want a sturdy bookmark, use an empty cereal box to cut a rectangle the same size as your bookmark. You can then glue your bookmark onto the cardboard.


When you are finished use a hole punch to punch out the hole indicated at the top of your bookmark and tie a string, ribbon or an old shoe lace through the hole.

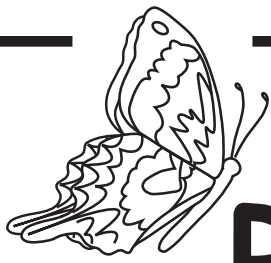
Now your bookmark is ready. It will be a daily reminder of your pledge and responsibility for Protecting the Environment Today . . . for a Better Tomorrow.




# Recycling Rangers

Protecting the Environment  
Today...for a Better Tomorrow





# Recycling Rangers



Protecting the Environment Today...for a Better Tomorrow

This is to certify that I, \_\_\_\_\_, student's name

pledge to Reduce, Reuse and Recycle to the best of my abilities and to help teach others to respect our environment.

As a Recycling Ranger I am responsible for  
"Protecting the Environment Today...for a Better Tomorrow".



Fredericton Region  
Solid Waste Commission

New Brunswick  
"Your Environmental Trust Fund at work" « Le fonds en fiducie pour l'environnement au travail »

Protecting the Environment  
Today...for a Better Tomorrow